



Here is a report for Area: Inglewood North

Jan, Feb, Mar, Apr, May, Jun

Market Details - Inglewood North

Overview

TOTAL SOLD VOLUME
\$44,055,130

AVERAGE SALES PRICE
\$801,002

MEDIAN PRICE
\$780,000

AVERAGE LIST PRICE
\$834,861

AVERAGE DAYS TO SELL
35

AVG. SALES PRICE / AVG. LIST PRICE
95.94%

NR. OF LISTINGS SOLD
55

Active-Pending Listings

ACTIVE LISTINGS
100

PENDING LISTINGS
57

MINIMUM LIST PRICE
\$499,900

MEDIAN LIST PRICE
\$809,000

MAXIMUM LIST PRICE
\$1,575,000

AVG. DAYS ON MARKET
50

AVERAGE LIST PRICE
\$865,694

AVG.PRICE PER SQ.FT.
\$646.35

Closed Sales

CLOSED SALES
55

MEDIAN LIST PRICE SOLD
\$788,000

MINIMUM PRICE SOLD
\$105,000

MEDIAN SOLD PRICE
\$780,000

MAXIMUM PRICE SOLD
\$1,625,000

AVERAGE DAYS TO SELL
35

AVERAGE PRICE SOLD
\$801,002

AVG.PRICE PER SQ.FT.
\$590.07

Sold Listings (Showing Top 20 of 55)

| Address | Price |
|------------------------|--------------------|
| 5318 W Goldenwood Dr | \$1,625,000 |
| 2422 W 77th St | \$1,199,000 |
| 3308 W 82nd St | \$1,175,000 |
| 8205 Maitland Ave | \$1,125,000 |
| 342 Hargrave St | \$1,118,703 |
| 458 W Hillisdale St | \$1,110,000 |
| 422 E Fairview Blvd | \$1,100,000 |
| 747 Daniel Freeman Cir | \$1,090,000 |
| 2528 W 78th Pl | \$1,057,000 |
| 318 E Fairview Blvd | \$1,025,000 |
| 9106 S 4th Ave | \$920,000 |
| 625 W Ellis Ave | \$915,000 |
| 3512 W 79th St | \$900,000 |
| 3649 W Medici Ln | \$900,000 |
| 2229 W 78th St | \$890,000 |
| 129 E Fairview Blvd | \$890,000 |
| 731 E Fairview Blvd | \$875,000 |
| 332 E Plymouth St | \$875,000 |
| 8718 S S 4th Ave | \$870,000 |
| 2917 W 82nd Pl | \$870,000 |

Sold Single Family - Number of Bedrooms

| Price Class | 2 or less | | 3 | | 4 | | 5 or more | |
|------------------------|-----------|---|---|---|---|---|-----------|---|
| | | | | | | | | |
| \$1-\$200000 | 0 | 0 | 1 | 0 | 0 | 0 | 0 | 0 |
| \$200001-\$300000 | 0 | 0 | 0 | 0 | 0 | 0 | 0 | 0 |
| \$300001-\$400000 | 0 | 0 | 0 | 0 | 0 | 0 | 0 | 0 |
| \$400001-\$500000 | 0 | 0 | 1 | 0 | 0 | 0 | 0 | 0 |
| \$500001-\$600000 | 5 | 0 | 1 | 0 | 0 | 0 | 0 | 0 |
| \$600001-\$700000 | 6 | 4 | 0 | 0 | 0 | 0 | 0 | 0 |
| \$700001-\$800000 | 7 | 3 | 2 | 0 | 0 | 0 | 0 | 0 |
| \$800001-\$900000 | 5 | 8 | 0 | 0 | 0 | 0 | 0 | 0 |
| \$900001-\$1000000 | 0 | 2 | 0 | 0 | 0 | 0 | 0 | 0 |
| \$1000001-\$2000000 | 0 | 5 | 4 | 1 | 0 | 0 | 0 | 0 |
| \$2000001-\$3000000 | 0 | 0 | 0 | 0 | 0 | 0 | 0 | 0 |
| \$3000001-\$4000000 | 0 | 0 | 0 | 0 | 0 | 0 | 0 | 0 |
| \$4000001-\$5000000 | 0 | 0 | 0 | 0 | 0 | 0 | 0 | 0 |
| \$5000001-\$10000000 | 0 | 0 | 0 | 0 | 0 | 0 | 0 | 0 |
| \$10000001-\$100000000 | 0 | 0 | 0 | 0 | 0 | 0 | 0 | 0 |

DOM for Sold Single Family

| Days on Market | Number of Units |
|----------------|-----------------|
| 1-30 Days | 26 |
| 31-60 Days | 9 |
| 61-90 Days | 6 |
| 91-120 Days | 4 |
| Over 120 Days | 2 |

All information is based on data supplied by the Combined Los Angeles Westside Multiple Listing Service. The data collected on for this report was generated on **June 15, 2023 at 4:10 PM**, the accuracy cannot be guaranteed and may not reflect all real estate activity in the market. Properties may or may not be listed/sold by the office/broker/agent presenting this information. ©2023 Shepherd Realty Group, Lauren Shepherd DRE # 01895959 Source of Information: Combined Los Angeles Westside MLS. Information deemed reliable but not guaranteed.

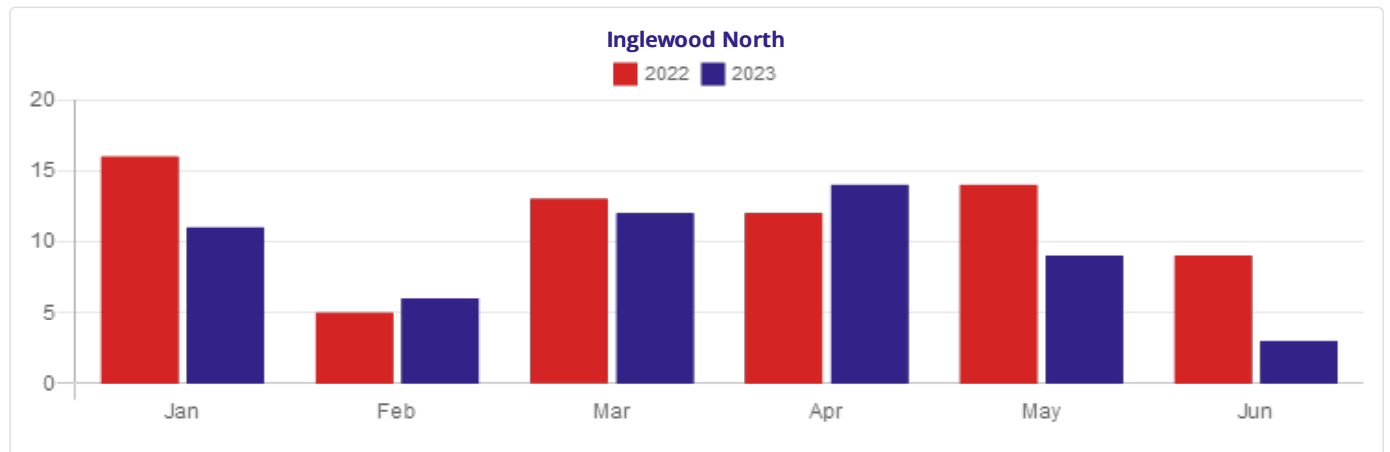
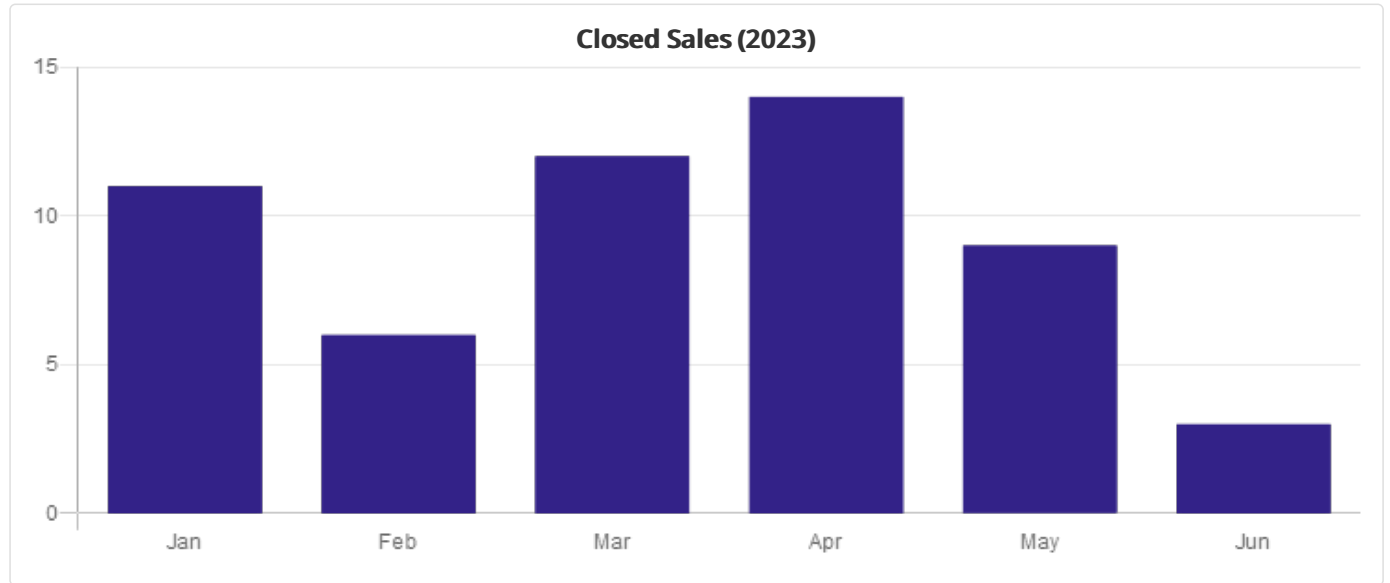


Hi

Here is a report for Area: Inglewood North

📅 Jan, Feb, Mar, Apr, May, Jun

■ Inglewood North



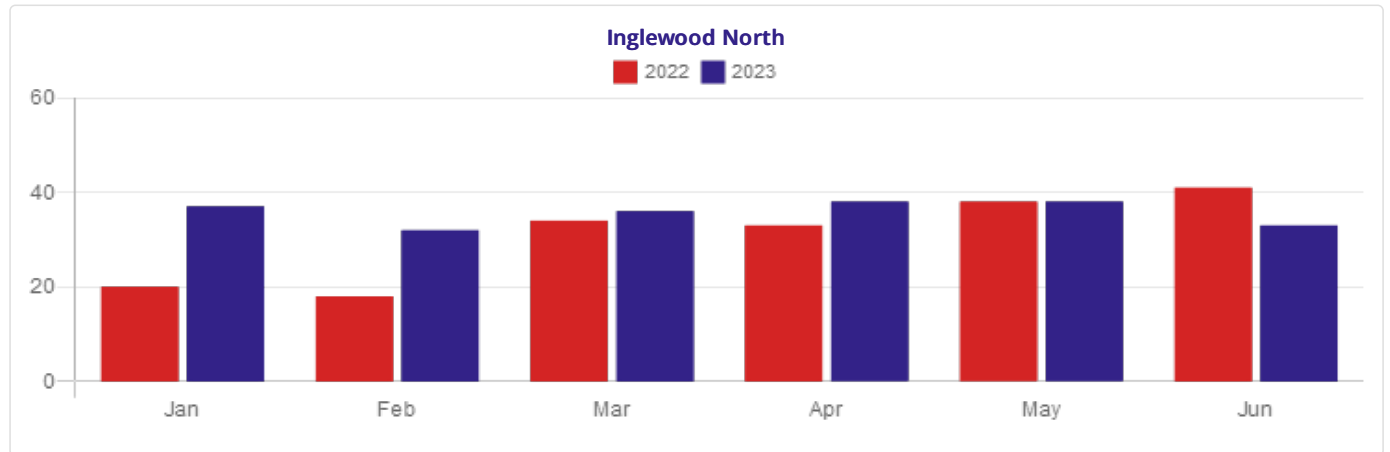
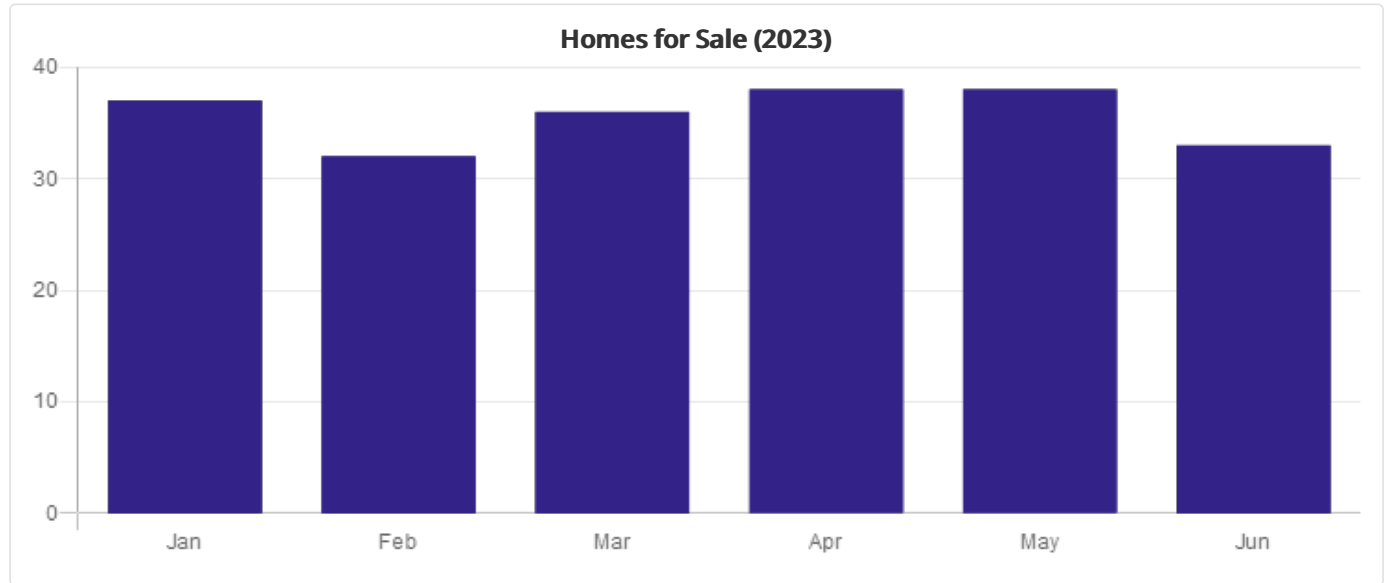
All information is based on data supplied by the Combined Los Angeles Westside Multiple Listing Service. The data collected on for this report was generated on **June 15, 2023 at 4:10 PM**, the accuracy cannot be guaranteed and may not reflect all real estate activity in the market. Properties may or may not be listed/sold by the office/broker/agent presenting this information. ©2023 Shepherd Realty Group, Lauren Shepherd DRE # 01895959 Source of Information: Combined Los Angeles Westside MLS. Information deemed reliable but not guaranteed.



Hi
Here is a report for Area: Inglewood North

📅 Jan, Feb, Mar, Apr, May, Jun

■ Inglewood North



All information is based on data supplied by the Combined Los Angeles Westside Multiple Listing Service. The data collected on for this report was generated on **June 15, 2023 at 4:10 PM**, the accuracy cannot be guaranteed and may not reflect all real estate activity in the market. Properties may or may not be listed/sold by the office/broker/agent presenting this information. ©2023 Shepherd Realty Group, Lauren Shepherd DRE # 01895959 Source of Information: Combined Los Angeles Westside MLS. Information deemed reliable but not guaranteed.

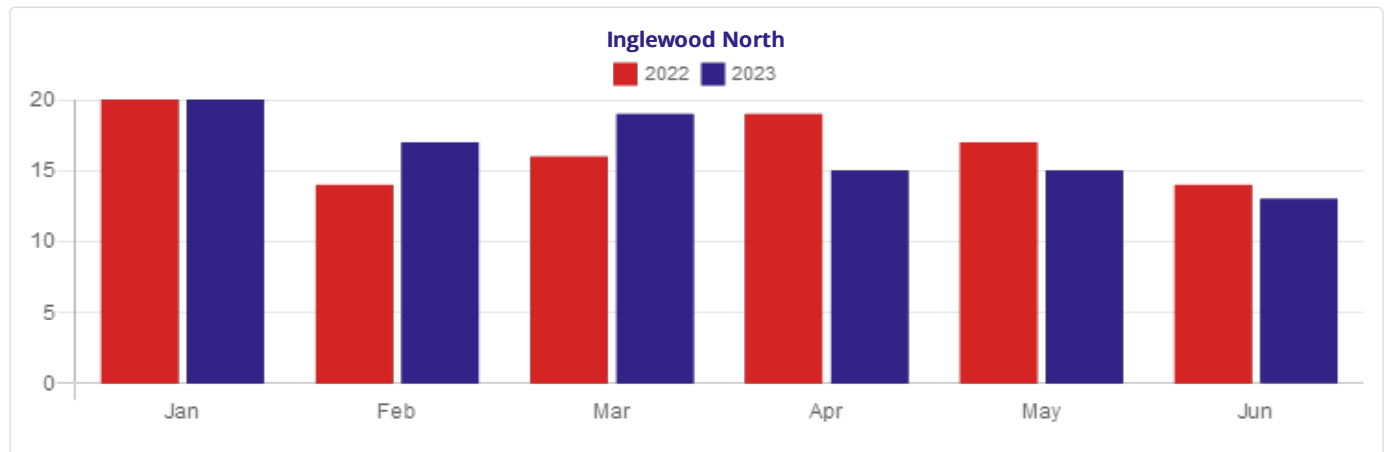
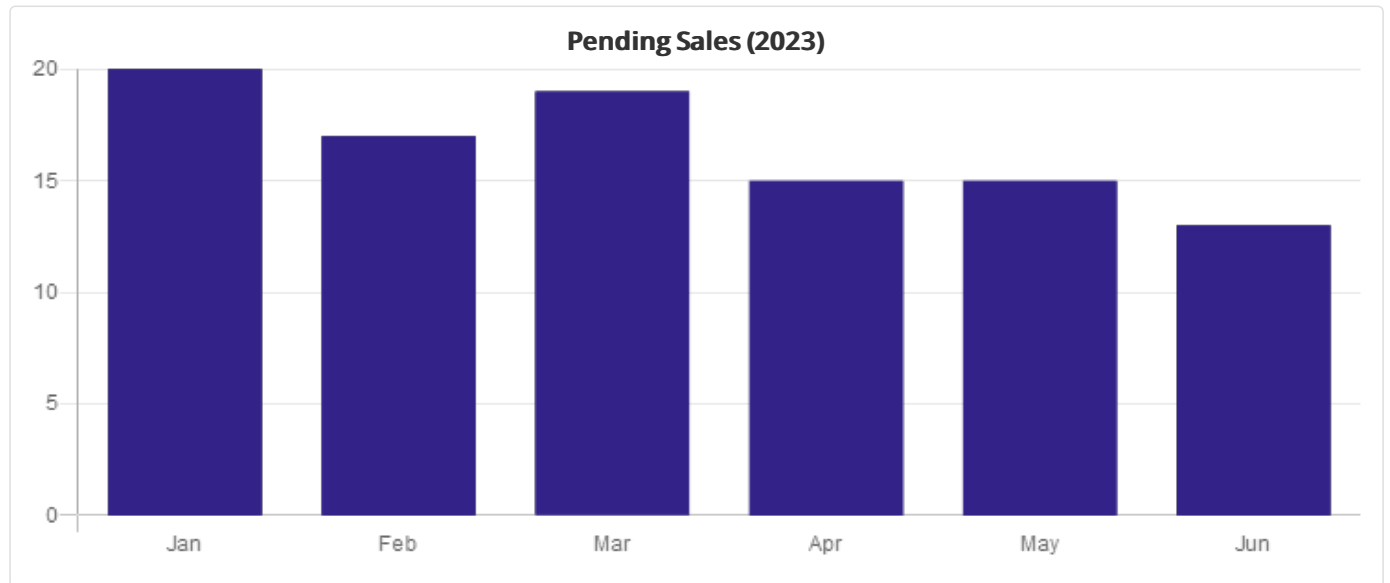


Hi

Here is a report for Area: Inglewood North

📅 Jan, Feb, Mar, Apr, May, Jun

■ Inglewood North



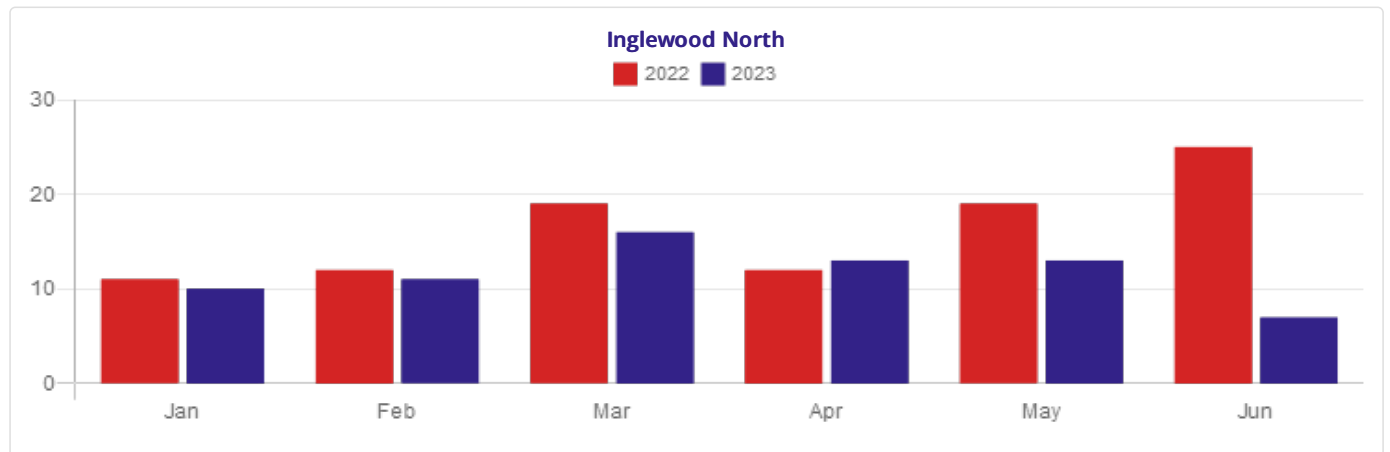
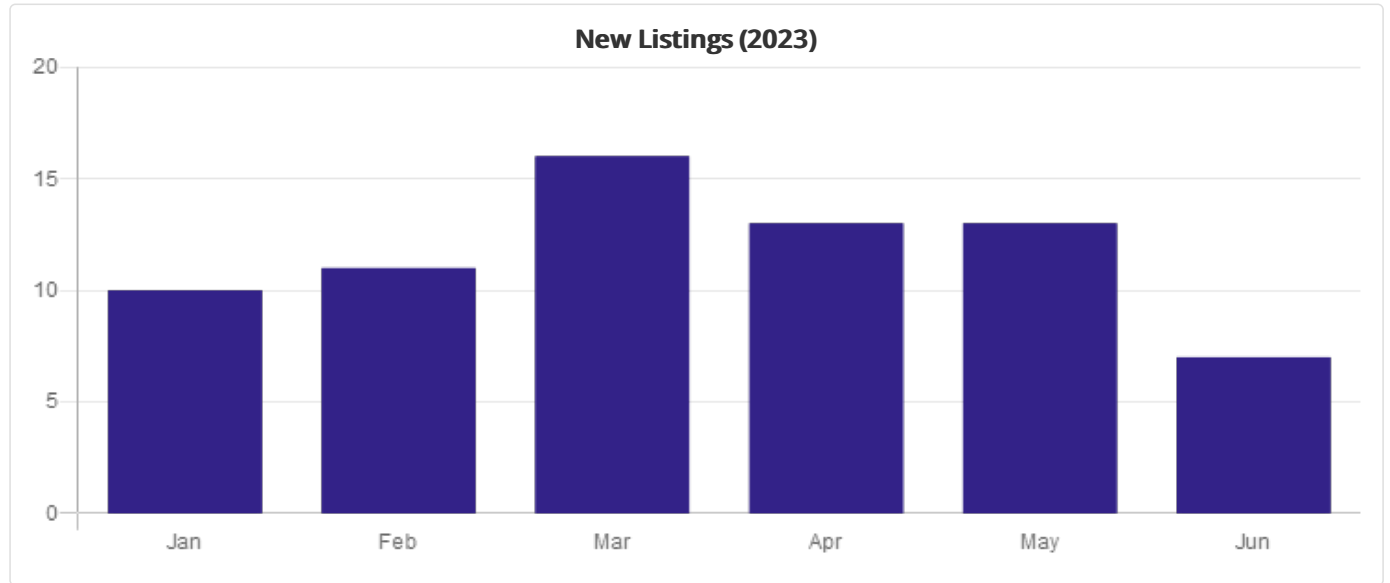
All information is based on data supplied by the Combined Los Angeles Westside Multiple Listing Service. The data collected on for this report was generated on **June 15, 2023 at 4:10 PM**, the accuracy cannot be guaranteed and may not reflect all real estate activity in the market. Properties may or may not be listed/sold by the office/broker/agent presenting this information. ©2023 Shepherd Realty Group, Lauren Shepherd DRE # 01895959 Source of Information: Combined Los Angeles Westside MLS. Information deemed reliable but not guaranteed.



Hi
Here is a report for Area: Inglewood North

📅 Jan, Feb, Mar, Apr, May, Jun

■ Inglewood North



All information is based on data supplied by the Combined Los Angeles Westside Multiple Listing Service. The data collected on for this report was generated on **June 15, 2023 at 4:10 PM**, the accuracy cannot be guaranteed and may not reflect all real estate activity in the market. Properties may or may not be listed/sold by the office/broker/agent presenting this information. ©2023 Shepherd Realty Group, Lauren Shepherd DRE # 01895959 Source of Information: Combined Los Angeles Westside MLS. Information deemed reliable but not guaranteed.

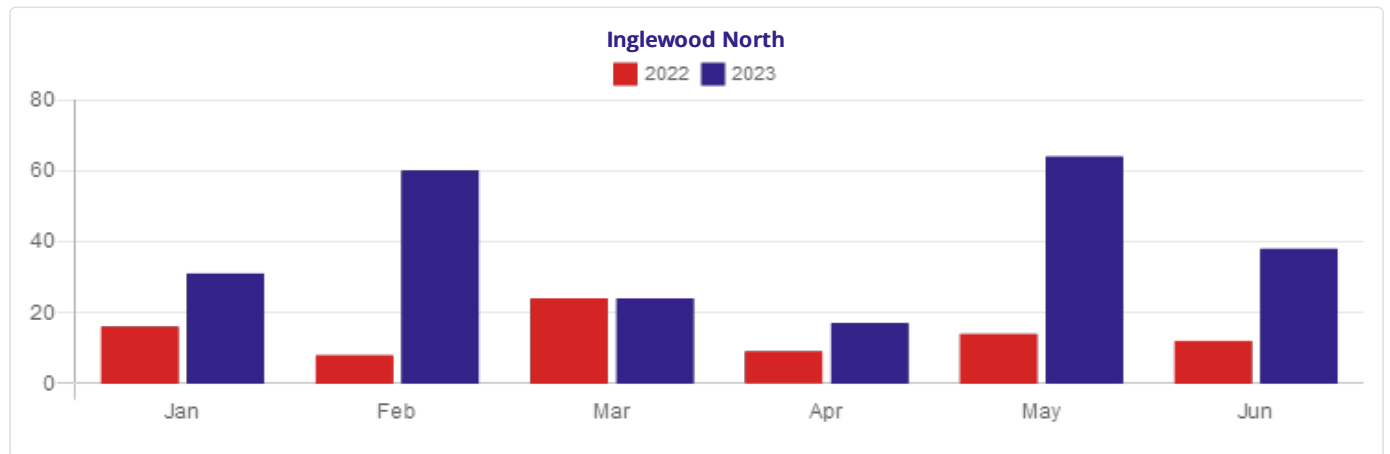
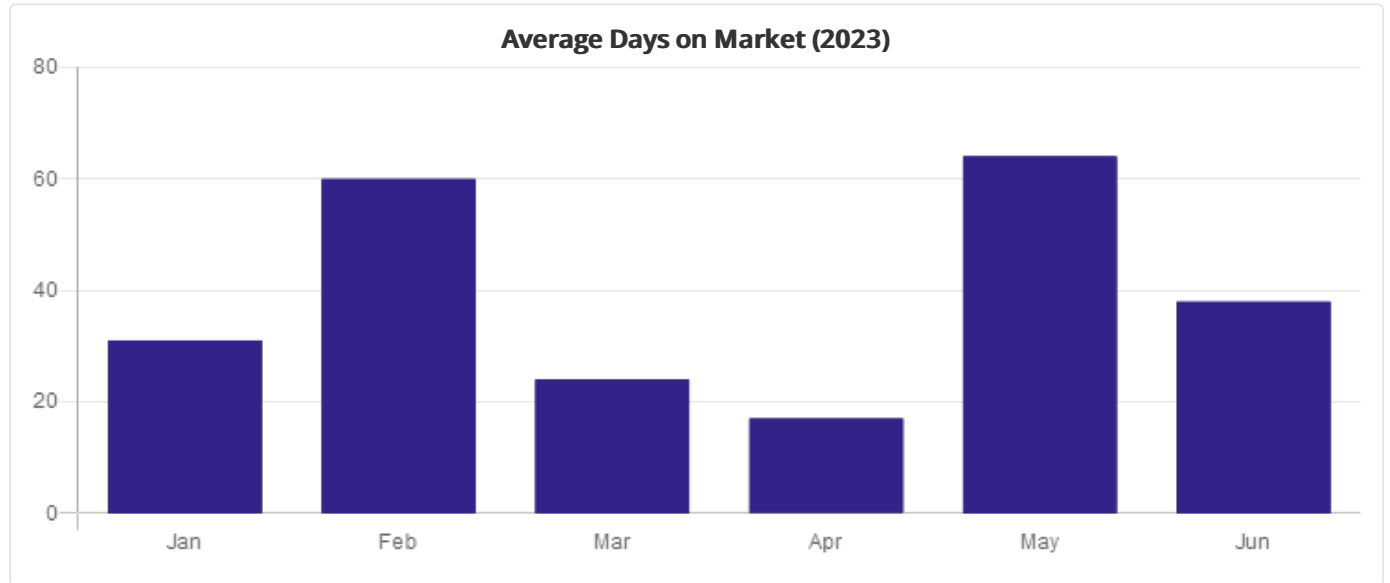


Hi

Here is a report for Area: Inglewood North

📅 Jan, Feb, Mar, Apr, May, Jun

■ Inglewood North



All information is based on data supplied by the Combined Los Angeles Westside Multiple Listing Service. The data collected on for this report was generated on **June 15, 2023 at 4:10 PM**, the accuracy cannot be guaranteed and may not reflect all real estate activity in the market. Properties may or may not be listed/sold by the office/broker/agent presenting this information. ©2023 Shepherd Realty Group, Lauren Shepherd DRE # 01895959 Source of Information: Combined Los Angeles Westside MLS. Information deemed reliable but not guaranteed.

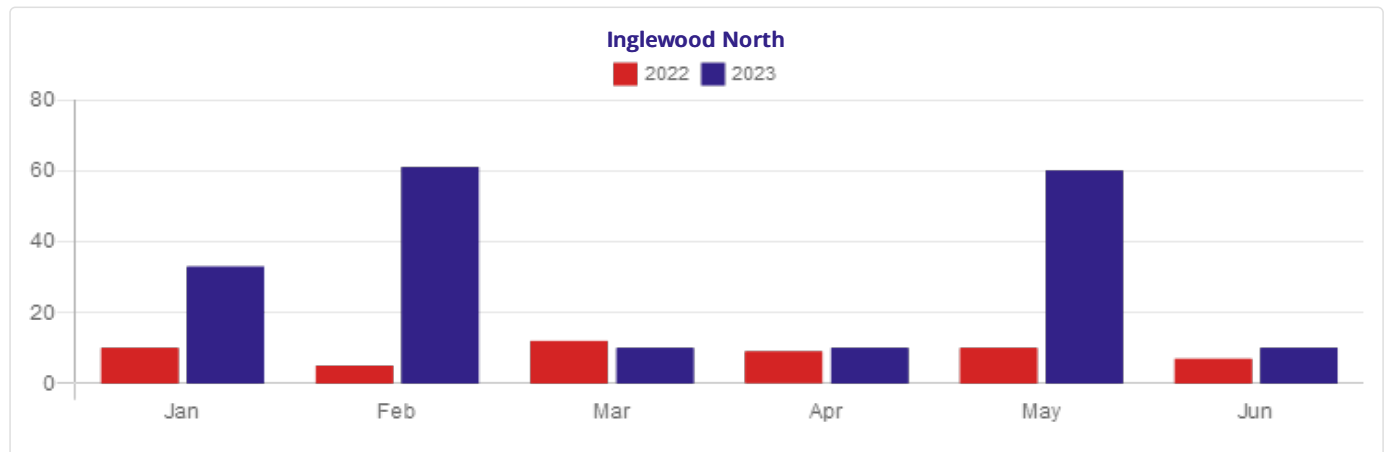
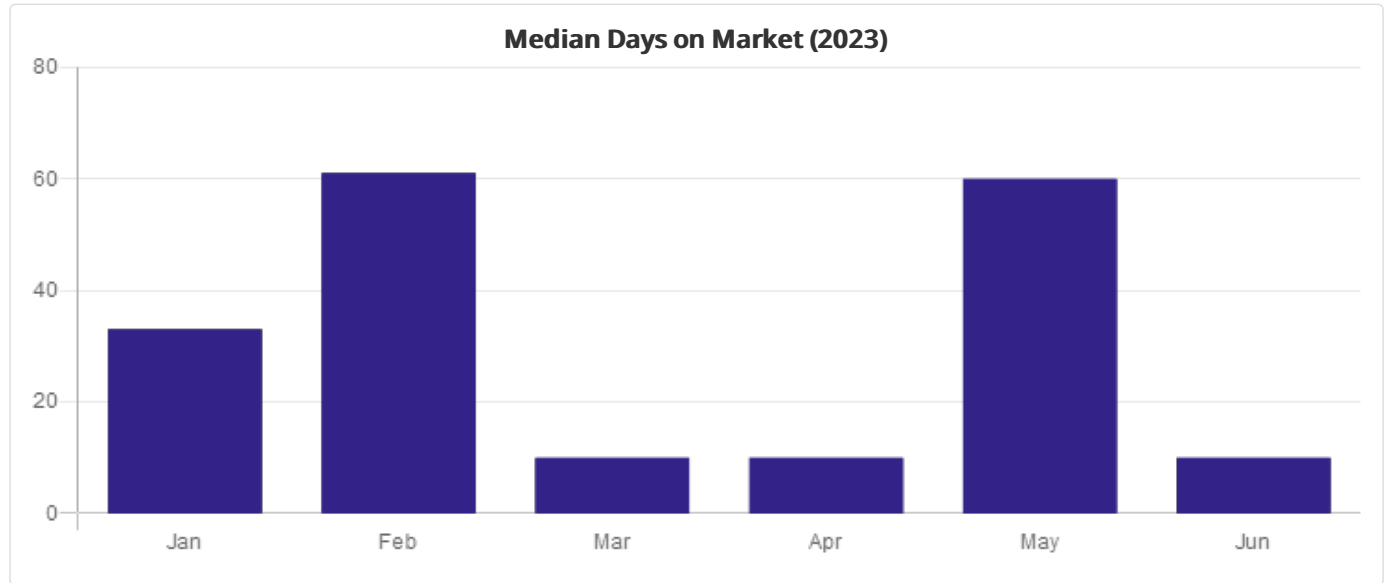


Hi

Here is a report for Area: Inglewood North

📅 Jan, Feb, Mar, Apr, May, Jun

■ Inglewood North



All information is based on data supplied by the Combined Los Angeles Westside Multiple Listing Service. The data collected on for this report was generated on **June 15, 2023 at 4:10 PM**, the accuracy cannot be guaranteed and may not reflect all real estate activity in the market. Properties may or may not be listed/sold by the office/broker/agent presenting this information. ©2023 Shepherd Realty Group, Lauren Shepherd DRE # 01895959 Source of Information: Combined Los Angeles Westside MLS. Information deemed reliable but not guaranteed.

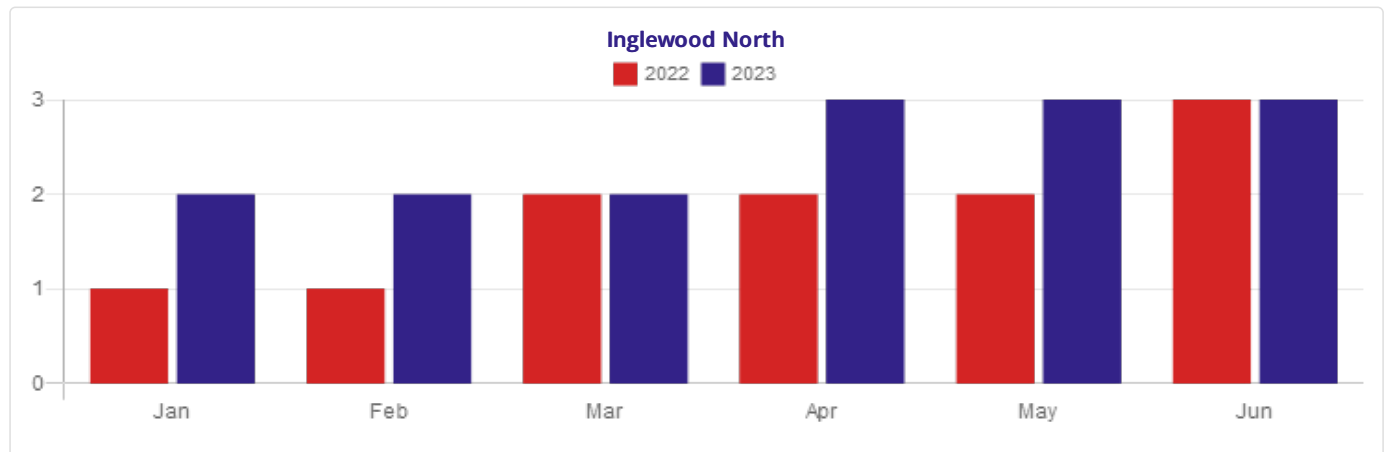
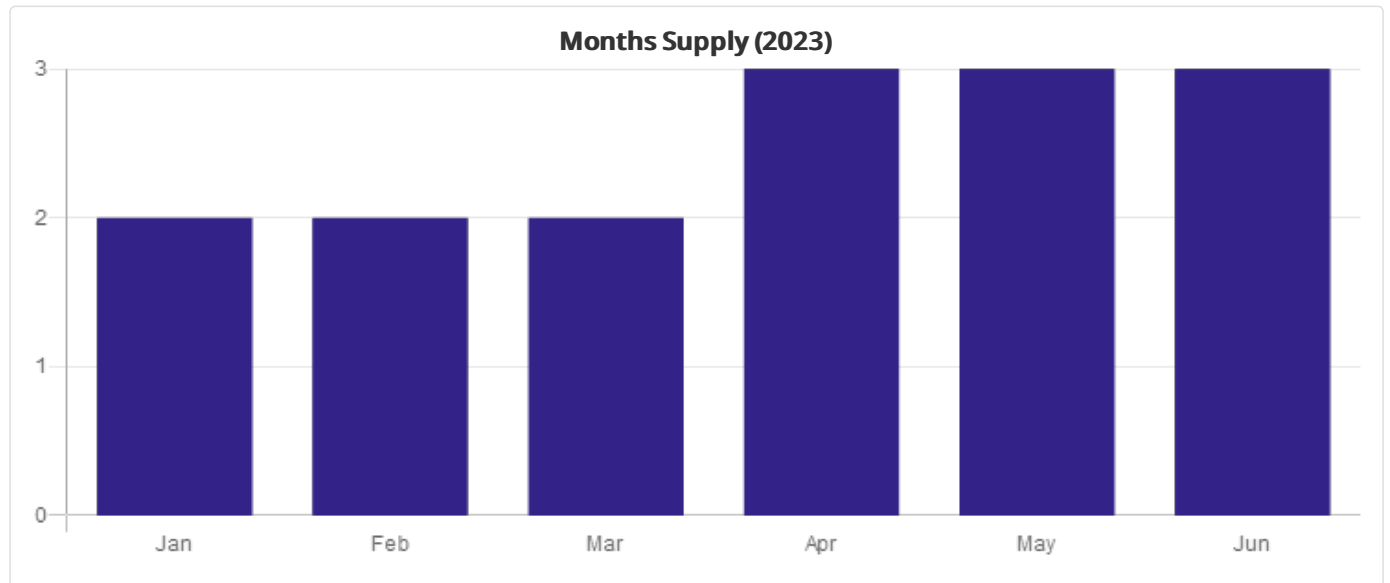


Hi

Here is a report for Area: Inglewood North

📅 Jan, Feb, Mar, Apr, May, Jun

■ Inglewood North



All information is based on data supplied by the Combined Los Angeles Westside Multiple Listing Service. The data collected on for this report was generated on **June 15, 2023 at 4:10 PM**, the accuracy cannot be guaranteed and may not reflect all real estate activity in the market. Properties may or may not be listed/sold by the office/broker/agent presenting this information. ©2023 Shepherd Realty Group, Lauren Shepherd DRE # 01895959 Source of Information: Combined Los Angeles Westside MLS. Information deemed reliable but not guaranteed.

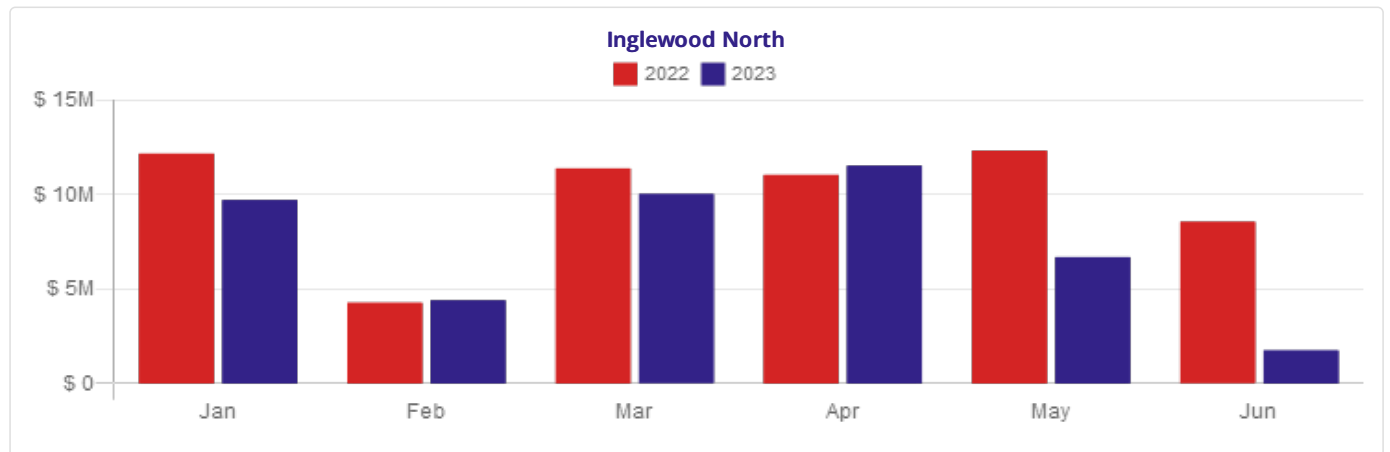
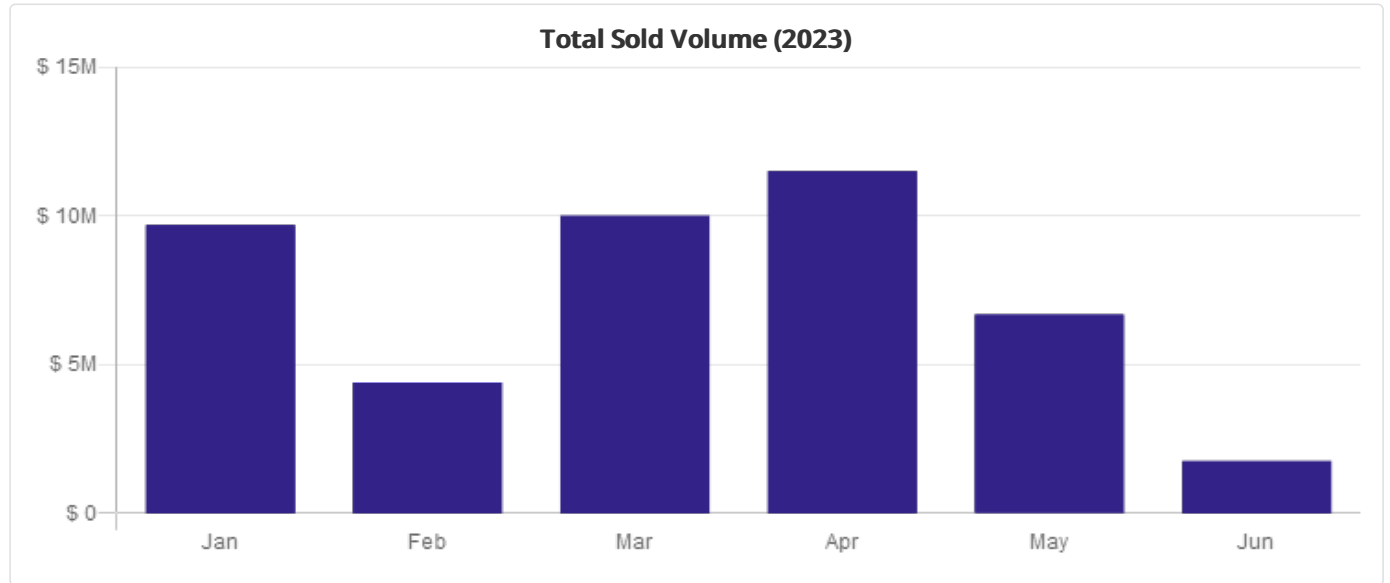


Hi

Here is a report for Area: Inglewood North

📅 Jan, Feb, Mar, Apr, May, Jun

■ Inglewood North



All information is based on data supplied by the Combined Los Angeles Westside Multiple Listing Service. The data collected on for this report was generated on **June 15, 2023 at 4:10 PM**, the accuracy cannot be guaranteed and may not reflect all real estate activity in the market. Properties may or may not be listed/sold by the office/broker/agent presenting this information. ©2023 Shepherd Realty Group, Lauren Shepherd DRE # 01895959 Source of Information: Combined Los Angeles Westside MLS. Information deemed reliable but not guaranteed.

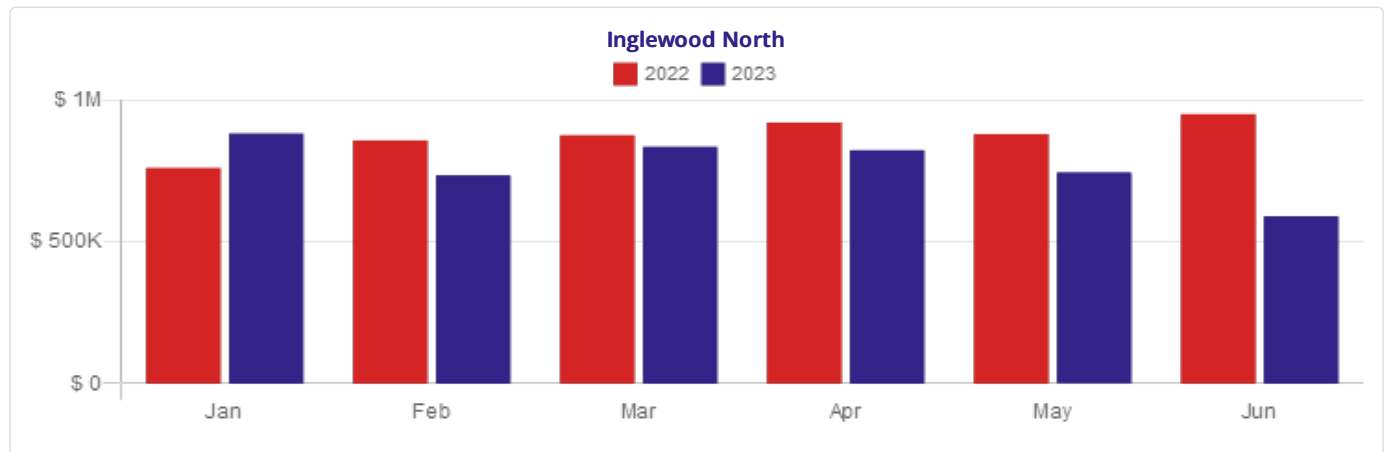
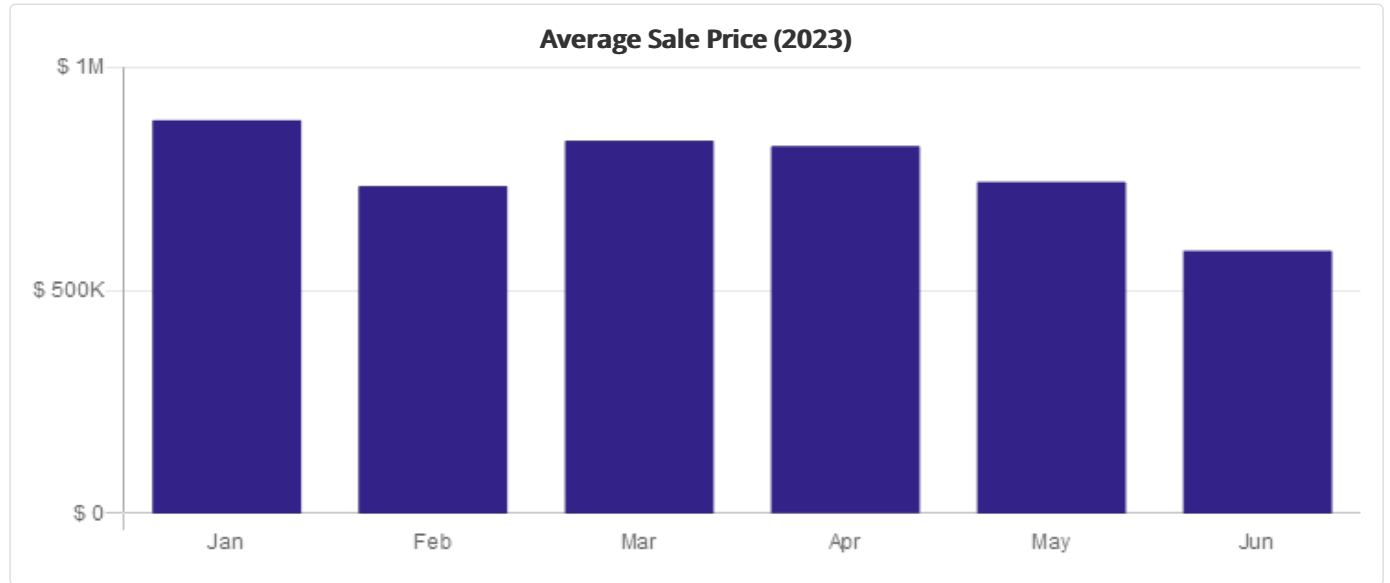


Hi

Here is a report for Area: Inglewood North

📅 Jan, Feb, Mar, Apr, May, Jun

■ Inglewood North



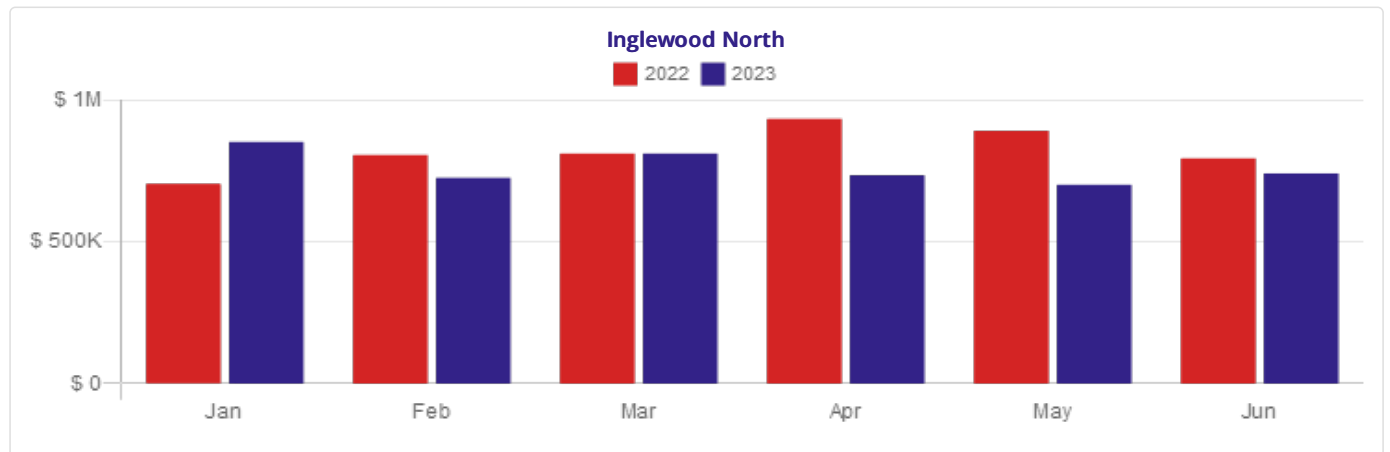
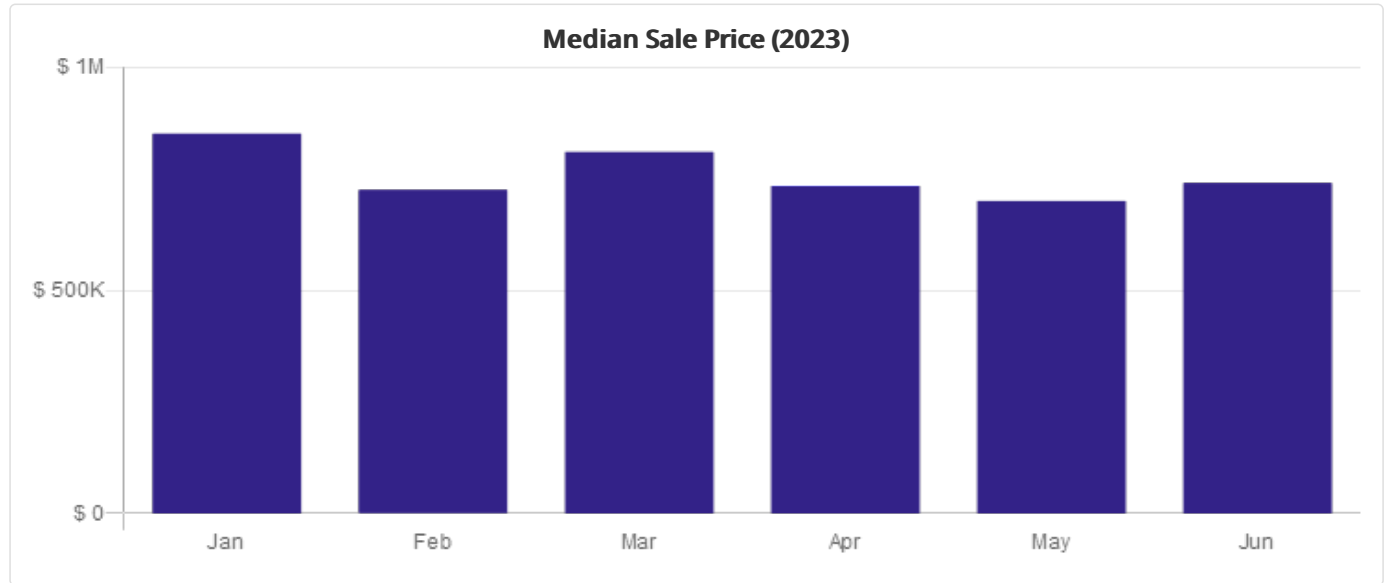
All information is based on data supplied by the Combined Los Angeles Westside Multiple Listing Service. The data collected on for this report was generated on **June 15, 2023 at 4:10 PM**, the accuracy cannot be guaranteed and may not reflect all real estate activity in the market. Properties may or may not be listed/sold by the office/broker/agent presenting this information. ©2023 Shepherd Realty Group, Lauren Shepherd DRE # 01895959 Source of Information: Combined Los Angeles Westside MLS. Information deemed reliable but not guaranteed.



Hi
Here is a report for Area: Inglewood North

📅 Jan, Feb, Mar, Apr, May, Jun

■ Inglewood North



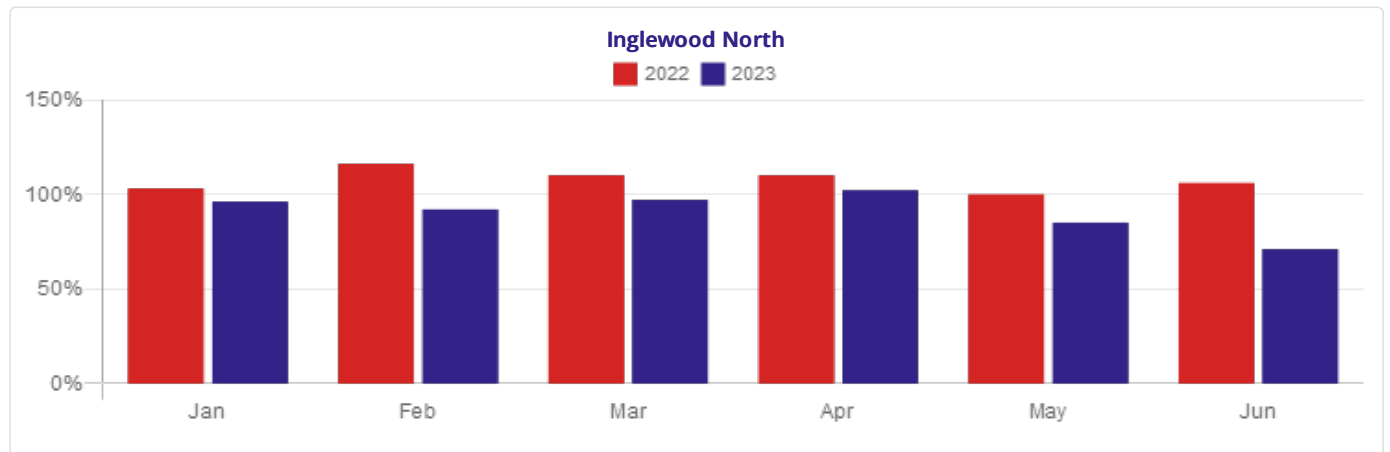
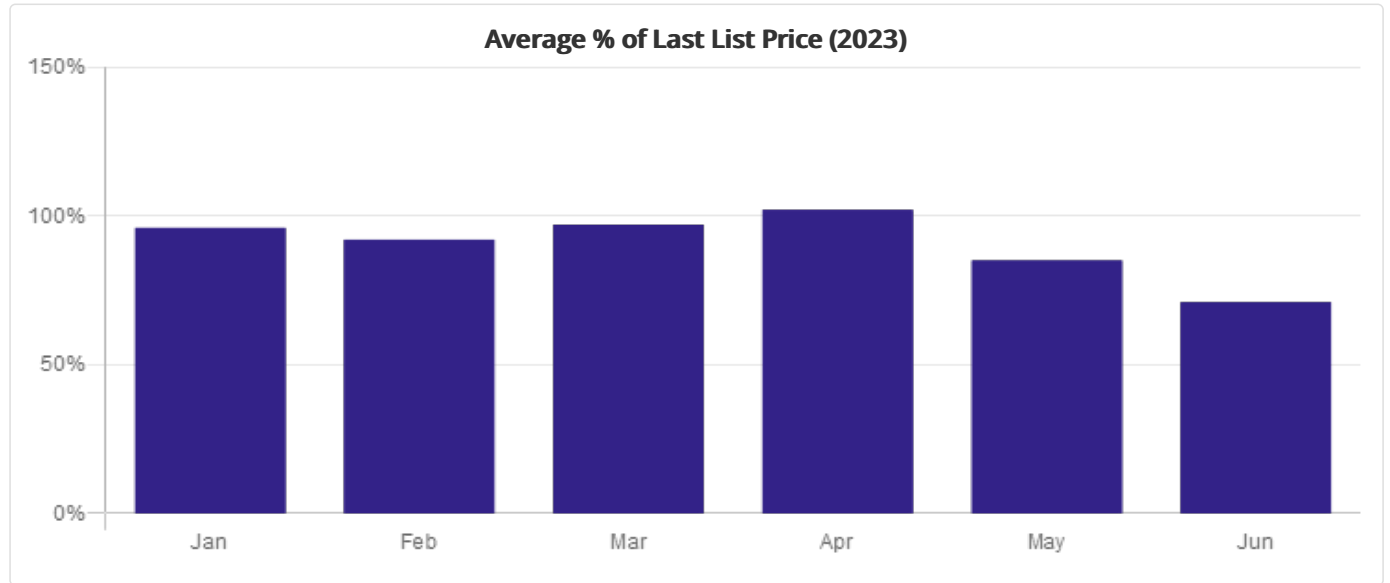
All information is based on data supplied by the Combined Los Angeles Westside Multiple Listing Service. The data collected on for this report was generated on **June 15, 2023 at 4:10 PM**, the accuracy cannot be guaranteed and may not reflect all real estate activity in the market. Properties may or may not be listed/sold by the office/broker/agent presenting this information. ©2023 Shepherd Realty Group, Lauren Shepherd DRE # 01895959 Source of Information: Combined Los Angeles Westside MLS. Information deemed reliable but not guaranteed.



Hi
Here is a report for Area: Inglewood North

📅 Jan, Feb, Mar, Apr, May, Jun

■ Inglewood North



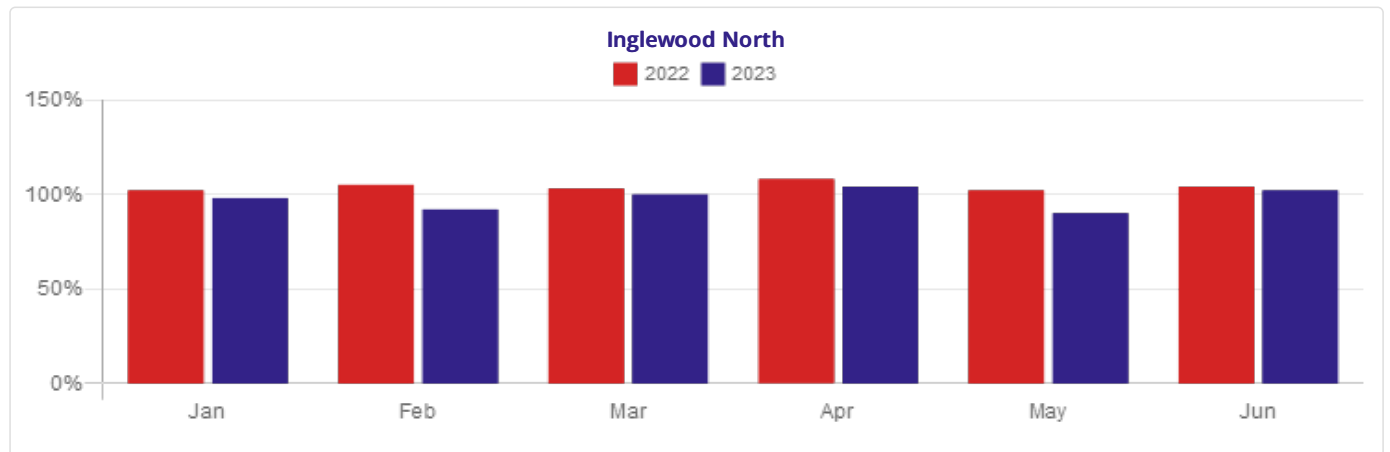
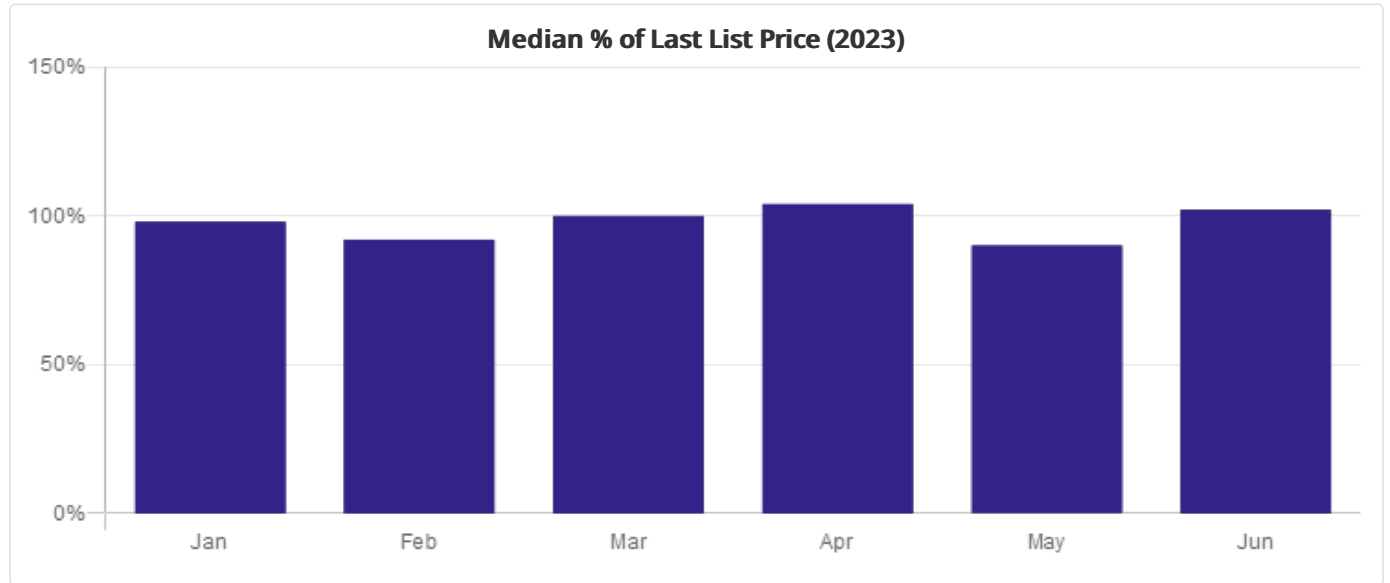
All information is based on data supplied by the Combined Los Angeles Westside Multiple Listing Service. The data collected on for this report was generated on **June 15, 2023 at 4:10 PM**, the accuracy cannot be guaranteed and may not reflect all real estate activity in the market. Properties may or may not be listed/sold by the office/broker/agent presenting this information. ©2023 Shepherd Realty Group, Lauren Shepherd DRE # 01895959 Source of Information: Combined Los Angeles Westside MLS. Information deemed reliable but not guaranteed.



Hi
Here is a report for Area: Inglewood North

📅 Jan, Feb, Mar, Apr, May, Jun

■ Inglewood North



All information is based on data supplied by the Combined Los Angeles Westside Multiple Listing Service. The data collected on for this report was generated on **June 15, 2023 at 4:10 PM**, the accuracy cannot be guaranteed and may not reflect all real estate activity in the market. Properties may or may not be listed/sold by the office/broker/agent presenting this information. ©2023 Shepherd Realty Group, Lauren Shepherd DRE # 01895959 Source of Information: Combined Los Angeles Westside MLS. Information deemed reliable but not guaranteed.

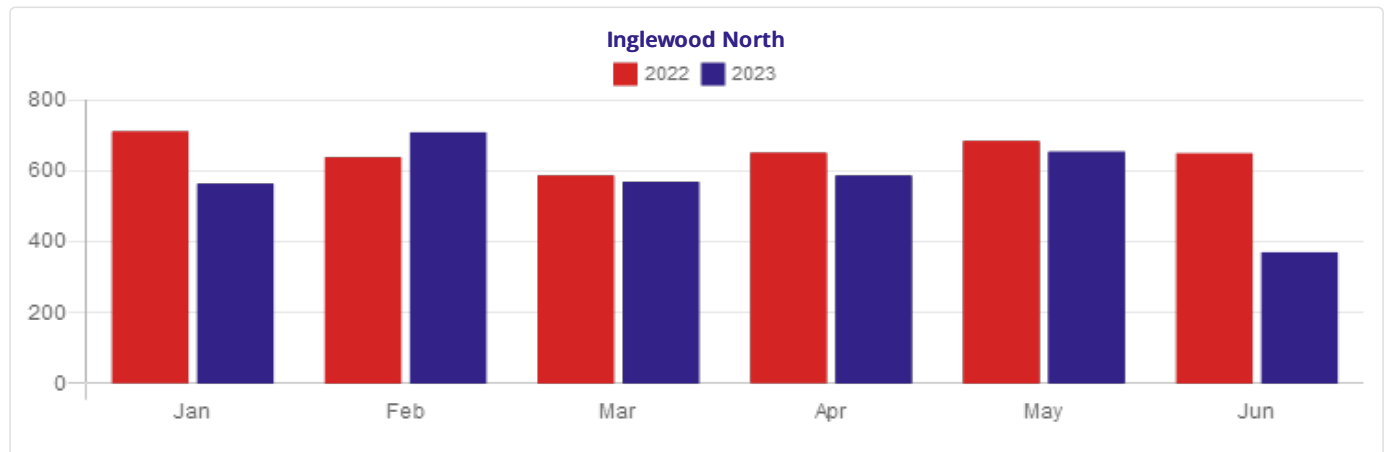
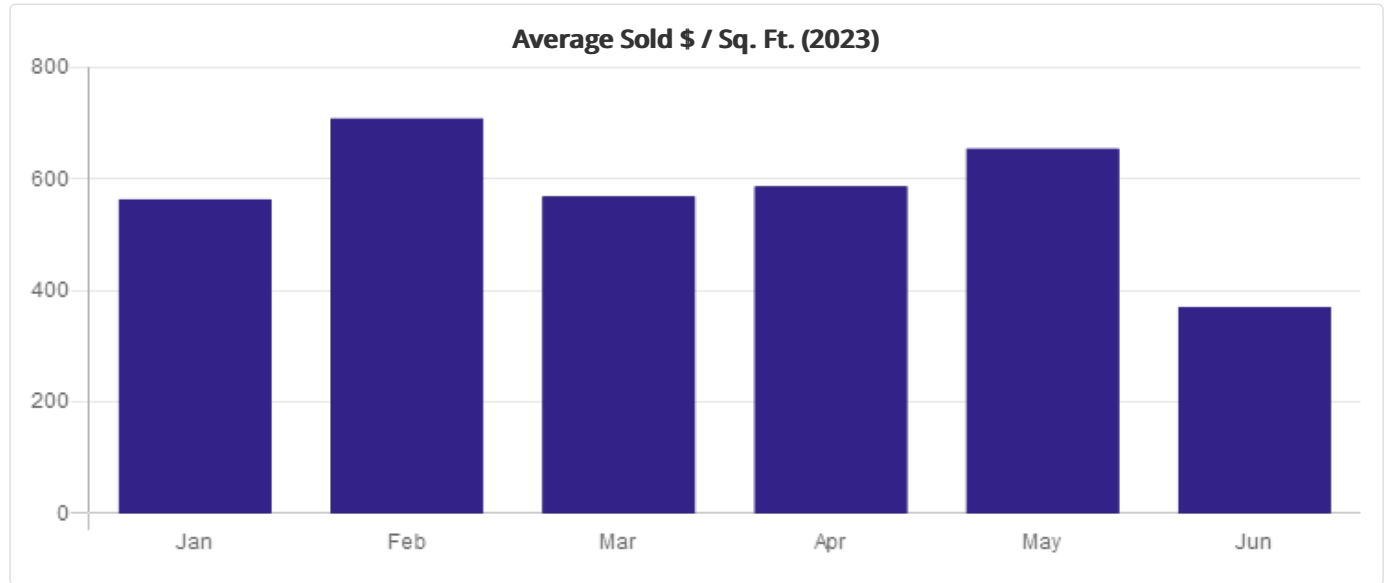


Hi

Here is a report for Area: Inglewood North

📅 Jan, Feb, Mar, Apr, May, Jun

■ Inglewood North



All information is based on data supplied by the Combined Los Angeles Westside Multiple Listing Service. The data collected on for this report was generated on **June 15, 2023 at 4:10 PM**, the accuracy cannot be guaranteed and may not reflect all real estate activity in the market. Properties may or may not be listed/sold by the office/broker/agent presenting this information. ©2023 Shepherd Realty Group, Lauren Shepherd DRE # 01895959 Source of Information: Combined Los Angeles Westside MLS. Information deemed reliable but not guaranteed.

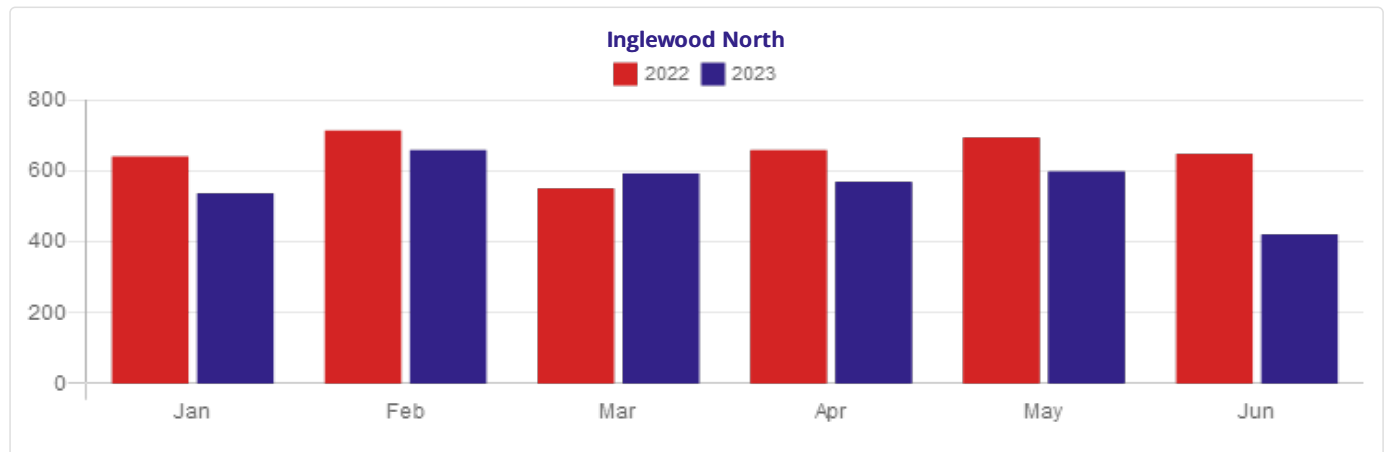
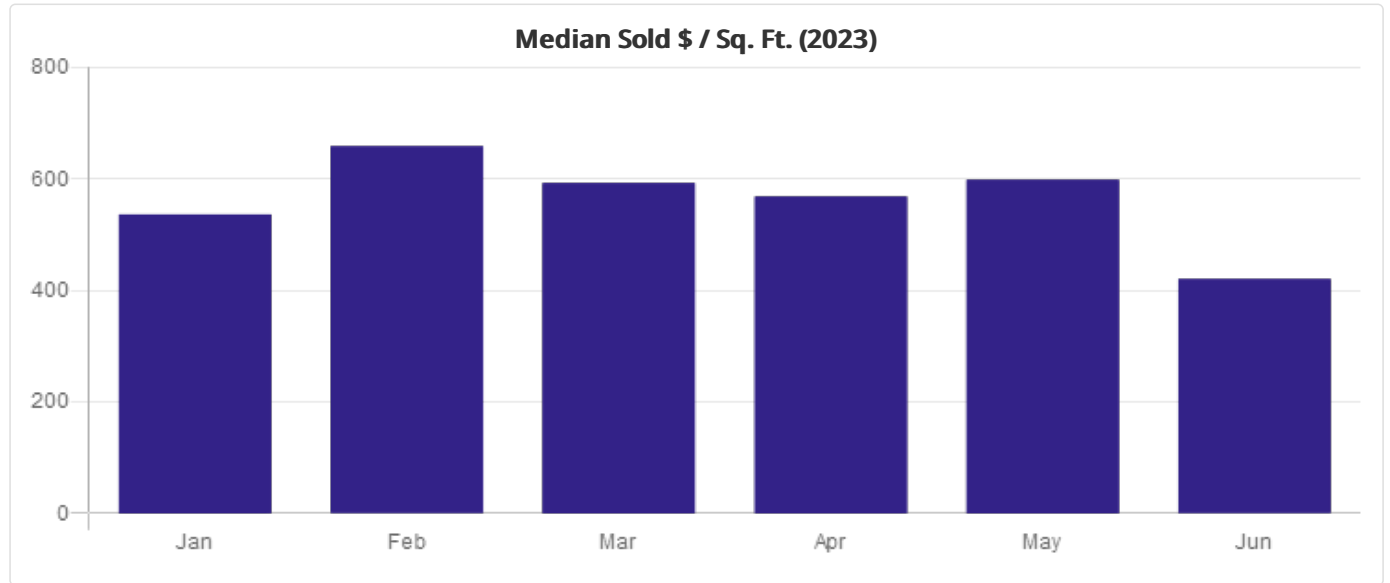


Hi

Here is a report for Area: Inglewood North

📅 Jan, Feb, Mar, Apr, May, Jun

■ Inglewood North



All information is based on data supplied by the Combined Los Angeles Westside Multiple Listing Service. The data collected on for this report was generated on **June 15, 2023 at 4:10 PM**, the accuracy cannot be guaranteed and may not reflect all real estate activity in the market. Properties may or may not be listed/sold by the office/broker/agent presenting this information. ©2023 Shepherd Realty Group, Lauren Shepherd DRE # 01895959 Source of Information: Combined Los Angeles Westside MLS. Information deemed reliable but not guaranteed.